

Florida College Alabama Camp Photos

All pictures will be available for viewing and downloading.

Please note that you may see opportunities to purchase prints and other photo items on this site. You are free to download the photo files and purchase prints through your choice of photo processors. The following instructions provide a simple method of obtaining the photo files for your own use.


We have received several favorable reports from individuals who purchased through the online gallery system. They said the quality was excellent and received prompt service. However, we make no warranty of the products offered here nor receive any compensation for purchases.

The password for 2021 is: **1Pet1:16**.


The following are instructions for when viewing on a PC. Below you will find instructions for viewing on a mobile device.

PC Instructions:

- 1) Go to this web site: www.fcalcamp.zenfolio.com
- 2) Click on GALLERIES.



- 3) Click on the Camp Gallery photo.



- 4) Enter the password for the gallery. (see page 1 for the password.)

- 5) All the galleries for the camp are listed in the following screen. Choose the desired gallery by clicking on the photo for the gallery.
- 6) Thumbnails of each picture will be shown along the bottom. Click on any thumbnail to view or use the arrows on the left and right to advance through the images.
- 7) You may download either just the picture shown on the right side of the screen or all of the pictures in the gallery.

Downloading single photos:

- 1) When viewing the desired photo, click the download link just above the photo.



- 2) Click on the "Original" link. (The numbers on the side represent the size of the photo and will vary from picture to picture.
- 3) Follow the directions on your browser from this point forward to save the picture to a suitable location on your PC.

Downloading all photos in the gallery:

- 1) Choose any photo from the desired gallery. Click the download link above the photo.



- 2) Click on "All available originals".
- 3) Follow the on screen directions for your browser from this point forward to save the zip file to a suitable location on your PC.
- 4) In most cases, you can decompress the zip file by double clicking on the file and following the decompression instructions for the zip utility on your PC.

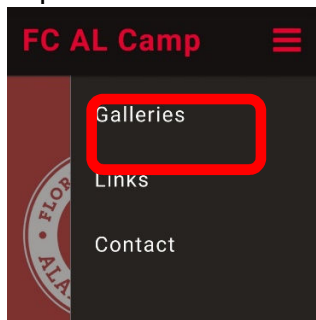
(If you do not have a zip utility, there are several free ones available for download such as Express Zip File Compression, 7-Zip, or Pea Zip.)

Mobile Device Instructions:

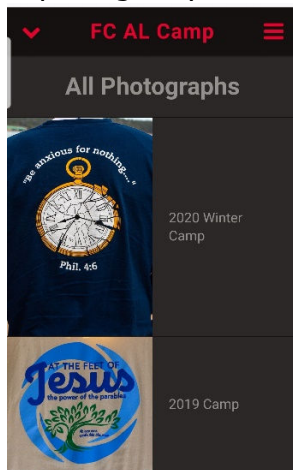
- 1) Go to this web site: www.fcalcamp.zenfolio.com
- 2) Tap the 3 bar menu bar icon in the top right corner.



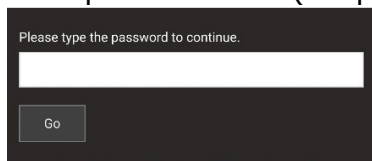
3) Tap the Galleries link.



4) Tap the gallery to be viewed.



5) Enter password here. (see page 1 for the password.)



Downloading the picture on a mobile device is done by tapping the download icon in the lower right corner of the picture.

